

Environmental product declaration

in accordance with ISO 14025 and EN 15804+A2

Rockfon Krios+ A 20mm



Owner of the declaration:

Rockfon (Part of ROCKWOOL Group)

Product:

Rockfon Krios+ A 20mm

Declared unit:

1 m²

This declaration is based on Product Category Rules:

CEN Standard EN 15804:2012+A2:2019 serves as core PCR.

NPCR 012:2022 Part B for Thermal insulation products

Program operator:

EPD-Global

Declaration number:

NEPD-15376-18883

Issue date:

01.04.2026

Valid to:

01.04.2031

EPD software:

LCAno EPD generator ID: 1476674

General information

Product

Rockfon Krios+ A 20mm

Program operator:

EPD-Global
Post Box 5250 Majorstuen, 0303 Oslo, Norway
Phone: +47 977 22 020
web: www.epd-global.com

Declaration number:

NEPD-15376-18883

This declaration is based on Product Category Rules:

CEN Standard EN 15804:2012+A2:2019 serves as core PCR.
NPCR 012:2022 Part B for Thermal insulation products

Statement of liability:

The owner of the declaration shall be liable for the underlying information and evidence. EPD-Global shall not be liable with respect to manufacturer information, life cycle assessment data and evidences.

Declared unit:

1 m² Rockfon Krios+ A 20mm

Declared unit with option:

A1-A3, A4, A5, B1, B2, B3, B4, B5, B6, B7, C1, C2, C3, C4, D

Functional unit:

Not relevant

General information on verification of EPD from EPD tools:

Independent verification of data, other environmental information and the declaration according to ISO 14025:2010, § 8.1.3 and § 8.1.4. Verification of each EPD is made according to EPD-Global's guidelines for verification and approval requiring that tools are i) integrated into the company's environmental management system, ii) the procedures for use of the EPD tool are approved by EPD-Global, and iii) the process is reviewed annually by an independent third party verifier. See Appendix G of EPD-Global's General Programme Instructions for further information on EPD tools

Verification of EPD tool:

Independent third party verification of the EPD tool, background data and test-EPD in accordance with EPD-Global's procedures and guidelines for verification and approval of EPD tools.

Third party verifier:

Elisabet Amat, GREENIZE projects

(no signature required)

Owner of the declaration:

Rockfon (Part of ROCKWOOL Group)
Contact person: Marc Navatier
Phone: +45 46 56 21 22
e-mail: sustainability@rockfon.com

Manufacturer:

Rockfon (Part of ROCKWOOL Group)
ROCKWOOL Denmark A/S, Hovedgaden 501
2640 Hedehusene, Denmark

Place of production:

ROCKWOOL B.V.
Industrieweg 15
6045 JG Roermond, Netherlands

Management system:

ISO 9001; ISO 14001

Organisation no:

DK42391719

Issue date:

01.04.2026

Valid to:

01.04.2031

Year of study:

2022

Comparability:

EPD of construction products may not be comparable if they not comply with EN 15804:2012+A2:2019 and seen in a building context.

Development and verification of EPD:

The declaration is created using EPD tool lca.tools ver EPD2022.03, developed by LCA.no. The EPD tool is integrated in the company's management system, and has been approved by EPD-Global.

Developer of EPD: Nikolaos Tsiakmakis

Reviewer of company-specific input data and EPD: Roberta Melis

Approved:



Håkon Hauan, CEO EPD-Global

Product

Product description:

Rockfon Krios+ stone wool acoustic tile is a firesafe material traditionally made from volcanic rock (typically basalt), an increasing proportion of recycled material, and a low percentage of binder.

The essential component of Rockfon tiles are stone wool fibres, which are monofilament synthetic mineral fibres of non-crystalline structure extracted from a silicate melt. The products described in this EPD are produced in the form of tiles in various densities. The products are supplied in thicknesses of 20 mm and weight of 1,87 Kg/m².

The packaging and the facings that are applied to the product are included in this EPD.

Product specification

The average composition used for Rockfon products is calculated based on average factory consumption figures for raw materials as a conservative approach. The main raw materials for the stone wool are non-scarce stones and briquettes, which are made of rock mineral wool waste, cement, and other materials. The binder is a water-based phenol-formaldehyde resin. The current EPD considers also mineral wool fleece and glue.

Materials	Value	Unit
Stonewool Panel	85,68	%
Mineral wool fleece	13,65	%
Glue	0,67	%

Technical data:

For the placing on the market of the product in the European Union/European Free Trade Association (EU/EFTA) (with the exception of Switzerland) Regulation (EU) No. 305/2011 (CPR) applies. The products are CE-marked according to EN 13964:2014.

For application and use the respective national provisions apply. The technical specifications for the products described in the EPD are given by the range below based on the reference standards. For the product specific characteristics please refer to the manufacturers' specifications, available online in www.rockfon.eu

Parameter	Performance	Reference Standard
Sound Absorption Coefficient (aw)	1.0	EN 13964
Sound Absorption Class	A	EN 13964
Thermal Conductivity	NPD	EN 13964
Reaction to Fire	A1	EN 13964

Market:

This EPD is intended for main market areas in Europe, Middle East and Asia that receive products from the factory in Roermond in Netherlands. The EPD can also be used in other markets that receive products from this factory.

Reference service life, product

A reference service life according to ISO 15686 is not declared for this EPD. Instead, a service life is declared according to BBSR. According to this, mineral panels have a service life of more than 50 years in a building. For this EPD the declared value is therefore 60 years.

Reference service life, building or construction works

60 years

LCA: Calculation rules

Declared unit:

1 m² Rockfon Krios+ A 20mm

Cut-off criteria:

All major raw materials and all the essential energy is included. The production processes for raw materials and energy flows with very small amounts (less than 1%) are not included. These cut-off criteria do not apply for hazardous materials and substances.

Data sets are complete according to the system boundary within the limits set by the criteria for the exclusion of inputs and outputs. All relevant data, all applied materials according to the recipe and the energy used, originate from the production data and have been considered within the inventory analysis.

Allocation:

The allocation is made in accordance with the provisions of EN 15804+A2. Incoming energy and water and waste production in-house is allocated equally among all products through mass allocation. Effects of primary production of recycled materials is allocated to the main product in which the material was used. The recycling process and transportation of the material is allocated to this analysis. The allocation is made in accordance with the provisions of EN 15804. Production activities, electricity and energy consumption and waste generation are allocated equally among all products from the production site through mass allocation. The environmental impact of co-products coming for example from the steel and electricity plants (e.g. slags, alumina and ashes entering the system as inputs to the manufacturing) is accounted for and economic allocation is applied.

Data quality:

Specific data for the product composition are provided by the manufacturer. The data represent the production of the declared product and were collected for EPD development in the year of study. Background data is based on EPDs according to EN 15804 and different LCA databases. The data quality of the raw materials in A1 is presented in the table below.

All data represents the applicable geography, time, and technology for the specific and generic data, generally assessed as good and very good. Primary data is collected from the production site in Roermond, Netherlands, for the reference year 2022 and represents stabilized production. Generic data is from LCA FE (GaBi) database (version 2023.1) with LCA FE (GaBi) Software version 10.7.1.28.

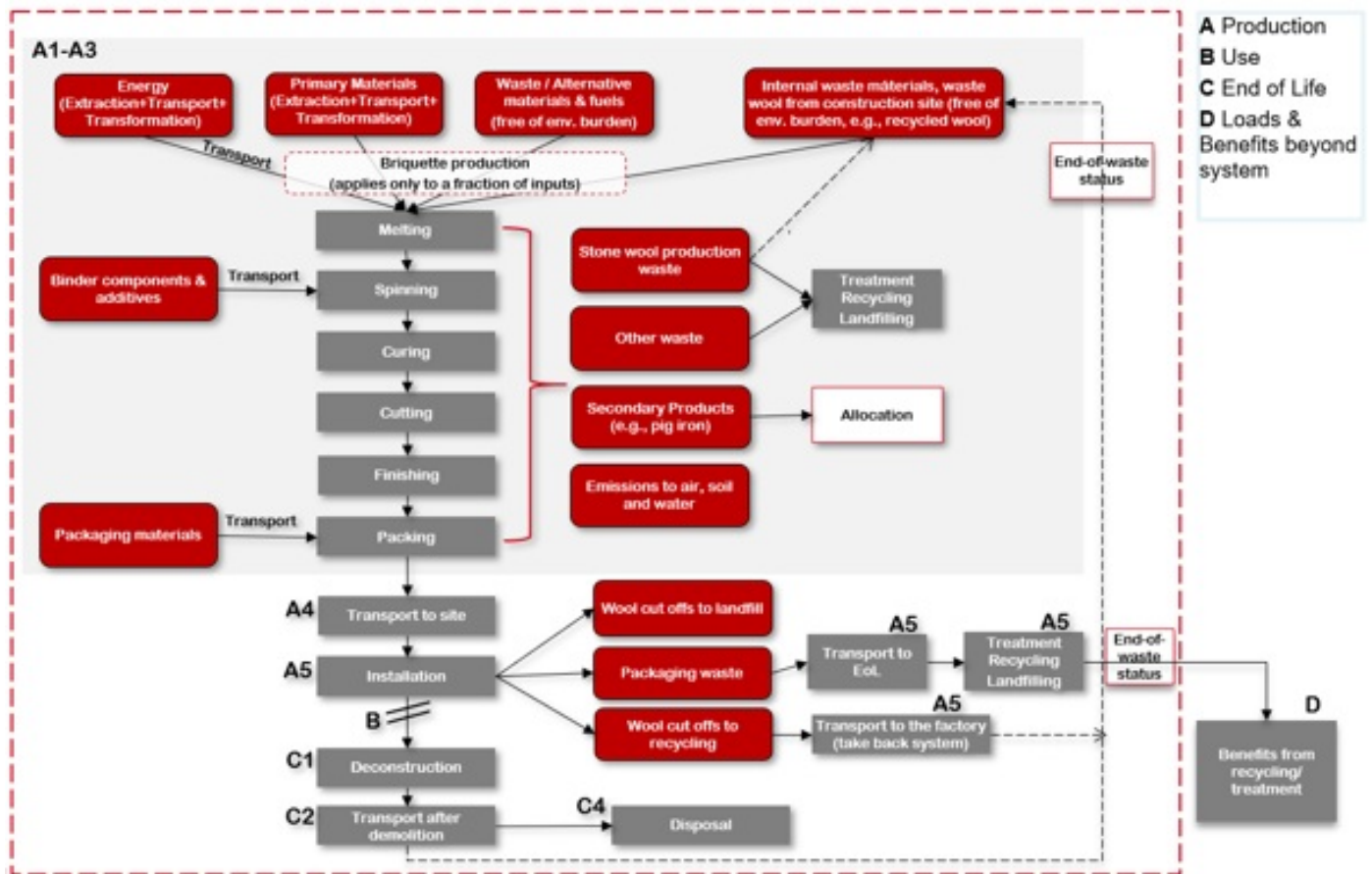
Materials	Source	Data quality	Year
Glass fleece	EcoInvent 3.10	Specific	2023
Glass fleece	Supplier	Specific	2023
Glue	Supplier	Specific	2024
Insulation - stone wool	Supplier	Specific	2024

System boundaries (X=included, MND=module not declared, MNR=module not relevant)

Product stage			Construction installation stage		Use stage							End of life stage				Beyond the system boundaries
Raw materials	Transport	Manufacturing	Transport	Assembly	Use	Maintenance	Repair	Replacement	Refurbishment	Operational energy use	Operational water use	De-construction demolition	Transport	Waste processing	Disposal	Reuse-Recovery-Recycling-potential
A1	A2	A3	A4	A5	B1	B2	B3	B4	B5	B6	B7	C1	C2	C3	C4	D
X	X	X	X	X	X	X	X	X	X	X	X	X	X	X	X	X

System boundary:

EPD type: Cradle-to-grave and module D (A, B, C and D). All relevant life cycle stages are included. All major raw materials, energy, electricity use, and waste are included for all life cycle modules, as shown in the flowchart. Use stage B1-7 modules are considered but are not relevant, as there are no activities and no significant environmental impact in the use stage.



Additional technical information:

LCA: Scenarios and additional technical information

The following information describe the scenarios in the different modules of the EPD.

Production (A1-A3)

The product stage A1-A3 includes:

- Provision of preliminary products and energy and relevant upstream processes;
- Transporting the raw materials and preliminary materials to ROCKWOOL production facilities;
- Production process in the ROCKWOOL production facilities including energy inputs and emissions;
- Electricity consumption;
- Waste processing up to the end-of-waste state or disposal of waste residues, during the production stage;
- Production of packaging material;
- Manufacturing of products and co-product.

Construction/Installation (A4-A5)

The Construction Stage A4-A5 includes:

- A4 transport to the building site.
- A5 installation to the building.

The transport in A4 is modelled based on volume. The values are based on annual average delivery data.

In A5 the default installation is assumed to be manual, therefore no energy consumption or ancillary equipment is needed.

The product waste from installation is assumed to be 7% and according to the modularity principle of EN 15804, its impacts are fully allocated to A5. The 7% assumption is used based on the "common scenarios for LCA" internal document from EURIMA (European Insulation Manufacturers Association) but can, in reality, be significantly lower.

The A5 stage, according to EN 15804 includes also waste processing up to the end-of-waste state or disposal of final residues during the construction process stage and impacts and aspects related to product losses during installation. For this EPD, module A5 includes the corresponding end-of-life considerations for packaging.

Product Use (B1-B7)

ROCKFON stone wool ceiling tiles are installed permanently in the structure and do not require maintenance, repair, replacement, or refurbishment under normal use conditions. Similarly, ROCKFON products do not require any operational energy or water consumption during use phase.

End of Life (C1-C4)

The End-of-life stage C1-C4 includes:

- C1 deconstruction, demolition;
- C2 transport to waste processing;
- C3 waste processing for reuse, recovery and/or recycling;
- C4 disposal.

These stages also include the provision and all transport, provision of all materials, products and related energy and water use. Manual deconstruction is assumed for C1, and no impacts are assigned.














Module D














Module D includes reuse, recovery and/or recycling potentials expressed as net loads and benefits. the environmental burdens and benefits of recycling of material streams that are recovered at the end of life of the product are declared.

Transport from production place to user (A4)	Capacity utilisation (incl. return) %	Distance (km)	Fuel/Energy Consumption	Unit	Value (Liter/tonne)
Truck, Euro 6, with a 17,3 payload	85.0 %	261.00	0.023	l/tkm	6.00
Assembly (A5)		Unit	Value		
Material loss (share)	Units	0.07			
Waste treatment of packaging	kg	1.60			
Assembly (A5)		Unit	Value		
Output materials from waste treatment	kg	0,0962			
Transport to waste processing (C2)	Capacity utilisation (incl. return) %	Distance (km)	Fuel/Energy Consumption	Unit	Value (Liter/tonne)
Truck, Euro 6, with a 17,3 payload	50.0 %	50.00	0.035	l/tkm	1.75
Waste processing (C3)		Unit	Value		
Collected as mixed construction waste	kg	1.87			
Disposal (C4)		Unit	Value		
Recycling	%	0 - 2			
To landfill	%	98 - 100			
Benefits and loads beyond the system boundaries (D)		Unit	Value		
Packaging recycled	kg	0,15 - 0,51			
Energy recovered	MJ	0,39 - 1,27			
Stone wool for recycling	kg	0-0,04			

LCA: Results

The LCA results are presented below for the declared unit defined on page 2 of the EPD document.

Environmental impact									
Indicator		Unit	A1-A3	A4	A5	B1	B2	B3	B4
	GWP-total	kg CO ₂ -eq	2.11E+00	4.23E-02	3.86E-01	0	0	0	0
	GWP-fossil	kg CO ₂ -eq	2.37E+00	4.19E-02	1.80E-01	0	0	0	0
	GWP-biogenic	kg CO ₂ -eq	-2.60E-01	0.00E+00	2.05E-01	0	0	0	0
	GWP-luluc	kg CO ₂ -eq	1.62E-03	3.85E-04	1.61E-04	0	0	0	0
	ODP	kg CFC11 -eq	4.66E-08	0.00E+00	3.34E-09	0	0	0	0
	AP	mol H+ -eq	1.27E-02	4.93E-05	9.46E-04	0	0	0	0
	EP-FreshWater	kg P -eq	3.03E-05	1.52E-07	2.37E-06	0	0	0	0
	EP-Marine	kg N -eq	1.68E-03	1.66E-05	1.52E-04	0	0	0	0
	EP-Terrestrial	mol N -eq	2.99E-02	2.01E-04	2.30E-03	0	0	0	0
	POCP	kg NMVOC -eq	4.85E-03	4.23E-05	4.14E-04	0	0	0	0
	ADP-minerals&metals ¹	kg Sb-eq	5.91E-07	2.64E-09	4.24E-08	0	0	0	0
	ADP-fossil ¹	MJ	2.66E+01	5.65E-01	2.03E+00	0	0	0	0
	WDP ¹	m ³	2.54E-01	4.79E-04	2.73E-02	0	0	0	0

Indicator		Unit	B5	B6	B7	C1	C2	C3	C4	D
	GWP-total	kg CO ₂ -eq	0	0	0	0	1.14E-02	4.69E-04	5.86E-02	-1.39E-01
	GWP-fossil	kg CO ₂ -eq	0	0	0	0	1.13E-02	0.00E+00	3.54E-02	-6.80E-02
	GWP-biogenic	kg CO ₂ -eq	0	0	0	0	0.00E+00	4.69E-04	2.30E-02	-7.06E-02
	GWP-luluc	kg CO ₂ -eq	0	0	0	0	1.03E-04	0.00E+00	1.04E-04	-2.80E-04
	ODP	kg CFC11 -eq	0	0	0	0	0.00E+00	0.00E+00	0.00E+00	0.00E+00
	AP	mol H+ -eq	0	0	0	0	1.37E-05	0.00E+00	2.53E-04	-2.37E-04
	EP-FreshWater	kg P -eq	0	0	0	0	4.07E-08	0.00E+00	5.97E-08	-9.17E-07
	EP-Marine	kg N -eq	0	0	0	0	4.69E-06	0.00E+00	6.56E-05	-1.06E-04
	EP-Terrestrial	mol N -eq	0	0	0	0	5.65E-05	0.00E+00	7.21E-04	-1.12E-03
	POCP	kg NMVOC -eq	0	0	0	0	1.17E-05	0.00E+00	1.99E-04	-2.86E-04
	ADP-minerals&metals ¹	kg Sb-eq	0	0	0	0	7.06E-10	0.00E+00	3.35E-09	-9.65E-09
	ADP-fossil ¹	MJ	0	0	0	0	1.52E-01	0.00E+00	4.71E-01	-1.16E+00
	WDP ¹	m ³	0	0	0	0	1.29E-04	0.00E+00	3.81E-03	-9.42E-03




GWP-total = Global Warming Potential total; GWP-fossil = Global Warming Potential fossil fuels; GWP-biogenic = Global Warming Potential biogenic; GWP-luluc = Global Warming Potential land use and land use change; ODP = Depletion potential of the stratospheric ozone layer; AP = Acidification potential, Accumulated Exceedance; EP-freshwater = Eutrophication potential, fraction of nutrients reaching freshwater end compartment; EP-marine = Eutrophication potential, fraction of nutrients reaching marine end compartment; EP-terrestrial = Eutrophication potential, Accumulated Exceedance; POCP = Formation potential of tropospheric ozone; ADP-minerals&metals = Abiotic depletion potential for non-fossil resources; ADP-fossil = Abiotic depletion for fossil resources potential; WDP = Water (user) deprivation potential, deprivation-weighted water consumption


"Reading example: 9.0 E-03 = 9.0*10⁻³ = 0.009"

1. The results of this environmental impact indicator shall be used with care as the uncertainties on these results are high or as there is limited experienced with the indicator

Remarks to environmental impacts

The LCA results in the EPD are calculated using a specific methodological approach for accounting energy resources, see the additional requirements section for more information. In this EPD the following approach was used: Market-based approach.











Additional environmental impact indicators									
Indicator	Unit	A1-A3	A4	A5	B1	B2	B3	B4	
 PM	Disease incidence	3.14E-07	4.01E-10	2.25E-08	0	0	0	0	
 IRP ²	kgBq U235 -eq	2.92E-02	1.06E-04	2.36E-03	0	0	0	0	
 ETP-fw ¹	CTUe	1.29E+01	3.94E-01	1.04E+00	0	0	0	0	
 HTP-c ¹	CTUh	2.81E-09	0.00E+00	2.03E-10	0	0	0	0	
 HTP-nc ¹	CTUh	1.68E-08	4.01E-10	1.85E-09	0	0	0	0	
 SQP ¹	dimensionless	4.76E+01	2.36E-01	3.39E+00	0	0	0	0	











Indicator	Unit	B5	B6	B7	C1	C2	C3	C4	D
 PM	Disease incidence	0	0	0	0	1.32E-10	0.00E+00	3.14E-09	-1.27E-08
 IRP ²	kgBq U235 -eq	0	0	0	0	2.84E-05	0.00E+00	5.19E-04	-1.02E-02
 ETP-fw ¹	CTUe	0	0	0	0	1.06E-01	0.00E+00	2.68E-01	-3.79E-01
 HTP-c ¹	CTUh	0	0	0	0	0.00E+00	0.00E+00	4.00E-11	-1.60E-11
 HTP-nc ¹	CTUh	0	0	0	0	1.45E-10	0.00E+00	4.36E-09	-7.20E-10
 SQP ¹	dimensionless	0	0	0	0	6.32E-02	0.00E+00	9.50E-02	-1.22E+01

PM = Particulate Matter emissions; IRP = Ionizing radiation – human health; ETP-fw = Eco toxicity – freshwater; HTP-c = Human toxicity – cancer effects; HTP-nc = Human toxicity – non cancer effects; SQP = Potential Soil Quality Index (dimensionless)

"Reading example: 9.0 E-03 = 9.0*10⁻³ = 0.009"




1. The results of this environmental impact indicator shall be used with care as the uncertainties on these results are high or as there is limited experienced with the indicator
2. This impact category deals mainly with the eventual impact of low dose ionizing radiation on human health of the nuclear fuel cycle. It does not consider effects due to possible nuclear accidents, occupational exposure nor due to radioactive waste disposal in underground facilities. Potential ionizing radiation from the soil, from radon and from some construction materials is also not measured by this indicator.




Resource use									
Indicator	Unit	A1-A3	A4	A5	B1	B2	B3	B4	
	PERE	MJ	3.85E+00	4.00E-02	3.15E-01	0	0	0	0
	PERM	MJ	4.63E+00	0.00E+00	-4.84E-01	0	0	0	0
	PERT	MJ	8.48E+00	4.00E-02	6.39E-01	0	0	0	0
	PENRE	MJ	2.43E+01	5.66E-01	1.87E+00	0	0	0	0
	PENRM	MJ	4.76E-01	0.00E+00	-3.74E-03	0	0	0	0
	PENRT	MJ	2.48E+01	5.66E-01	1.90E+00	0	0	0	0
	SM	kg	1.01E-02	0.00E+00	7.07E-04	0	0	0	0
	RSF	MJ	0.00E+00	0.00E+00	0.00E+00	0	0	0	0
	NRSF	MJ	3.74E+00	0.00E+00	2.62E-01	0	0	0	0
	FW	m ³	8.34E-03	4.40E-05	8.26E-04	0	0	0	0

Indicator	Unit	B5	B6	B7	C1	C2	C3	C4	D	
	PERE	MJ	0	0	0	0	1.07E-02	0.00E+00	6.34E-02	-1.04E+00
	PERM	MJ	0	0	0	0	0.00E+00	0.00E+00	0.00E+00	0.00E+00
	PERT	MJ	0	0	0	0	1.07E-02	0.00E+00	6.34E-02	-1.04E+00
	PENRE	MJ	0	0	0	0	1.52E-01	0.00E+00	4.71E-01	-1.16E+00
	PENRM	MJ	0	0	0	0	0.00E+00	0.00E+00	0.00E+00	0.00E+00
	PENRT	MJ	0	0	0	0	1.52E-01	0.00E+00	4.71E-01	-1.16E+00
	SM	kg	0	0	0	0	0.00E+00	0.00E+00	0.00E+00	-2.88E-02
	RSF	MJ	0	0	0	0	0.00E+00	0.00E+00	0.00E+00	0.00E+00
	NRSF	MJ	0	0	0	0	0.00E+00	0.00E+00	0.00E+00	0.00E+00
	FW	m ³	0	0	0	0	1.18E-05	0.00E+00	1.16E-04	-5.09E-04

PERE = Use of renewable primary energy excluding renewable primary energy resources used as raw materials; PERM = Use of renewable primary energy resources used as raw materials; PERT = Total use of renewable primary energy resources; PENRE = Use of non renewable primary energy excluding non-renewable primary energy resources used as raw materials; PENRM = Use of non renewable primary energy resources used as raw materials; PENRT = Total use of non renewable primary energy resources; SM = Use of secondary materials; RSF = Use of renewable secondary fuels; NRSF = Use of non-renewable secondary fuels; FW = Net use of fresh water






"Reading example: 9.0 E-03 = 9.0*10⁻³ = 0.009"






End of life - Waste									
Indicator		Unit	A1-A3	A4	A5	B1	B2	B3	B4
	HWD	kg	5.16E-04	0.00E+00	3.61E-05	0	0	0	0
	NHWD	kg	2.91E-01	8.16E-05	2.13E-01	0	0	0	0
	RWD	kg	1.25E-04	7.32E-07	1.20E-05	0	0	0	0

Indicator		Unit	B5	B6	B7	C1	C2	C3	C4	D
	HWD	kg	0	0	0	0	0.00E+00	0.00E+00	5.00E-11	-7.47E-10
	NHWD	kg	0	0	0	0	2.19E-05	0.00E+00	2.35E+00	-3.94E-03
	RWD	kg	0	0	0	0	1.96E-07	0.00E+00	4.93E-06	-6.11E-05

HWD = Hazardous waste disposed; NHWD = Non-hazardous waste disposed; RWD = Radioactive waste disposed

"Reading example: 9.0 E-03 = 9.0*10⁻³ = 0.009"

End of life - Output flow									
Indicator		Unit	A1-A3	A4	A5	B1	B2	B3	B4
	CRU	kg	0.00E+00	0.00E+00	0.00E+00	0	0	0	0
	MFR	kg	0.00E+00	0.00E+00	1.54E-01	0	0	0	0
	MER	kg	0.00E+00	0.00E+00	0.00E+00	0	0	0	0
	EEE	MJ	0.00E+00	0.00E+00	1.22E-01	0	0	0	0
	EET	MJ	0.00E+00	0.00E+00	2.66E-01	0	0	0	0

Indicator		Unit	B5	B6	B7	C1	C2	C3	C4	D
	CRU	kg	0	0	0	0	0.00E+00	0.00E+00	0.00E+00	0.00E+00
	MFR	kg	0	0	0	0	0.00E+00	0.00E+00	0.00E+00	0.00E+00
	MER	kg	0	0	0	0	0.00E+00	0.00E+00	0.00E+00	0.00E+00
	EEE	MJ	0	0	0	0	0.00E+00	0.00E+00	0.00E+00	0.00E+00
	EET	MJ	0	0	0	0	0.00E+00	0.00E+00	0.00E+00	0.00E+00

CRU = Components for re-use; MFR = Materials for recycling; MER = Materials for energy recovery; EEE = Exported energy electrical; EET = Exported energy thermal

"Reading example: 9.0 E-03 = 9.0*10⁻³ = 0.009"

Biogenic Carbon Content		
Indicator	Unit	At the factory gate
Biogenic carbon content in product	kg C	6.62E-03
Biogenic carbon content in accompanying packaging	kg C	1.14E-01

Note: 1 kg biogenic carbon is equivalent to 44/12 kg CO₂

Additional requirements

Greenhouse gas emissions from the use of electricity in the manufacturing phase

National production mix from import, low voltage (production of transmission lines, in addition to direct emissions and losses in grid) of applied electricity for the manufacturing process (A3). Market-based approach.

Electricity mix	Source	Amount	Unit	GWPtotal [kg CO ₂ /Unit]	SUM [kg CO ₂]
Location-based approach.					
Electricity grid mix, Netherlands		3.30E-01	kWh	4.16E-02	1.37E-02
Market-based approach.					
Amount of guarantee of origin electricity used in the foreground (Electricity, Hydro power, Netherlands)		1.12E-01	kWh	5.44E-03	6.07E-04
Amount of guarantee of origin electricity used in the foreground (Electricity, Wind power, Netherlands)		2.17E-01	kWh	1.06E-02	2.30E-03
Electricity, Netherlands, low voltage, residual mix	ecoinvent 3.10.1	0.00E+00	kWh	5.20E-01	0.00E+00

Dangerous substances

The product contains no substances given by the REACH Candidate list.

Indoor environment

The product meets the requirements for low emissions.






Additional Environmental Information

Additional environmental impact indicators required in NPCR Part A for construction products									
Indicator	Unit	A1-A3	A4	A5	B1	B2	B3	B4	
GWPIOBC	kg CO ₂ -eq	2.05E+00	4.23E-02	3.80E-01	0	0	0	0	
Indicator	Unit	B5	B6	B7	C1	C2	C3	C4	D
GWPIOBC	kg CO ₂ -eq	0	0	0	0	1.14E-02	0.00E+00	3.55E-02	-6.83E-02

GWPIOBC: Global warming potential calculated according to the principle of instantaneous oxidation. In order to increase the transparency of biogenic carbon contribution to climate impact, the indicator GWP-IOBC is required as it declares climate impacts calculated according to the principle of instantaneous oxidation. GWP-IOBC is also referred to as GWP-GHG in context to Swedish public procurement legislation.

Bibliography

- ISO 14025:2010 Environmental labels and declarations - Type III environmental declarations - Principles and procedures.
- ISO 14044:2006 Environmental management - Life cycle assessment - Requirements and guidelines.
- EN 15804:2012+A2:2019 Environmental product declaration - Core rules for the product category of construction products.
- ISO 21930:2017 Sustainability in buildings and civil engineering works - Core rules for environmental product declarations of construction products.
- ecoinvent v3, Allocation, cut-off by classification, Swiss Centre of Life Cycle Inventories.
- LCA.no (2025) EPD generator v2025.09 Background information for EPD generator tool system verification, LCA.no, September 2025. Report number: 07.21
- LCA.no (2025) EPD generator for NPCR 012 Thermal insulation, Background information for EPD generator application and LCA data, LCA.no, November 2025. Report number: 07.22.
- NPCR Part A: Construction products and services. Ver. 2.0. April 2021, EPD-Norge.
- NPCR 012 Part B for Part B for Thermal insulation products, Ver. 2.0, 31.03.2022, EPD Norway.
- EN 13162:2008 Sustainability in building construction – Environmental declaration of building products Thermal insulation products for buildings. Factory made mineral wool (MW) products.
- EN 13964:2014, Suspended ceilings. Requirements and test methods.
- EN ISO 10848-2 EN ISO 10848-2:2017, Acoustics — Laboratory and field measurement of flanking transmission for airborne, impact and building service equipment sound between adjoining rooms— Part 2: Application to Type B elements when the junction has a small influence
- EN ISO 717-1 EN ISO 717-1:2013, Acoustics — Rating of sound insulation in buildings and of building elements — Part 1: Airborne sound insulation.
- LCA FE Sphera Solutions GmbH: LCA FE, Version 10.7.1.28, life cycle inventory data documentation content version 2023.1
- ISO 15686 1-11 Series of standards for service life planning.
- Nikolaos Emmanouil Background LCA report for ROCKFON EPDs, Sept. 2023
- Larisa Xanthopoulou ROCKWOOL Rules for publishing EPDs, ver.3, December 2021

 Powered by EPD-Norway	Program operator and publisher EPD-Global Postboks 5250 Majorstuen, 0303 Oslo, Norway	Phone: +47 977 22 020 e-mail: post@epd-norge.no web: www.epd-global.com
	Owner of the declaration: Rockfon (Part of ROCKWOOL Group) ROCKWOOL Denmark A/S, Hovedgaden 501, 2640 Hedehusene, Denmark	Phone: +45 46 56 21 22 e-mail: sustainability@rockfon.com web:
	Author of the Life Cycle Assessment LCA.no AS Dokka 6A, 1671 Kråkerøy, Norway	Phone: +47 916 50 916 e-mail: post@lca.no web: www.lca.no
	Developer of EPD generator LCA.no AS Dokka 6A, 1671 Kråkerøy, Norway	Phone: +47 916 50 916 e-mail: post@lca.no web: www.lca.no
	ECO Platform ECO Portal	web: www.eco-platform.org web: ECO Portal